



Expo Gas Containers Limited

Expo House, 150 Sheriff Devji Street,
Mumbai 400 003, India.

Tel. :+91 22 6131 9600

Fax:+91 22 2340 1635

Website: www.expogas.com

CIN NO: L40200MH1982PLC027837

Ref: C:/ Expo/Bse/2019-20
November 14, 2019

The Stock Exchange, Mumbai
Department of Corporate Service
Phiroz Jeejeeboy Towers,
Dalal Street,
Mumbai 400 001

Ref : Security Code No. 526614

Sub : Outcome of Board Meeting of Expo Gas Containers Ltd.

Dear Sir,

In terms of Regulation 33 of Listing Obligation & Disclosure Requirement 2015, we hereby inform you that at the meeting of the Board of Directors of the Company held today i.e on Thursday the 14th November 2019 inter alia transacted following business:

1. Board considered and approved unaudited Financial Results for the 2nd quarter and half year ended 30th September 2019.

We are enclosing herewith unaudited Financial Results for the 2nd quarter and half year ended 30th September 2019 along with the Limited Review Report issued by the statutory auditors of the Company.

This is for your information & record.

Thanking you,

Very truly yours,
For Expo Gas Containers Limited

Director

Encl: unaudited Financial Results for the 2nd quarter and half year ended 30th September 2019



ISO 9001 ISO 14001 OHSAS 18001

ASME, 'U', 'R', 'NB'
IBR, PESO

EXPO GAS CONTAINERS LTD.
Regd. Office : 150, Sheriff Devji Street, Mumbai - 400 003.

(Rs in Lacs)

**STATEMENT OF UNAUDITED FINANCIAL RESULTS
FOR THE QUARTER ENDED 30TH SEPT, 2019**

Sr. No.	Particulars	Quarter Ended			Half Year Ended		Accounting
		30.09.2019	30.06.2019	30.09.2018	30.09.2019	30.09.2018	Year Ended
		Unaudited	Unaudited	Unaudited	Unaudited	Unaudited	31.03.2019 Audited
I	Net Sales/Income from operations	1,048.33	1,136.38	1,625.70	2,184.71	2,714.41	6,005.95
II	Other Income	7.08	0.67	0.23	7.75	0.49	3.61
III	Total Operating Income (I+II)	1,055.40	1,137.05	1,625.93	2,192.46	2,714.90	6,009.56
IV	Total Expenditure						
	Cost of Materials consumed	523.50	547.81	775.22	1,071.31	1,274.01	2,727.75
	Changes in inventories of finished goods, stock-in-trade & work-in-progress	(2.87)	(18.11)	(51.42)	(20.98)	(90.05)	(74.09)
	Employee benefits expense	181.90	192.02	314.99	373.92	530.24	1,050.66
	Finance costs	97.89	102.67	99.96	200.56	199.06	399.38
	Depreciation	15.26	15.75	15.00	31.01	30.00	63.54
	Other expenditure.	213.39	266.75	416.28	480.13	680.22	1,717.11
	Total Expenditure (IV)	1,029.08	1,106.89	1,570.03	2,135.96	2,623.48	5,884.35
V	Profit/(Loss) before exceptional items & tax (III-IV)	26.33	30.17	55.90	56.49	91.42	125.21
VI	Exceptional Items	-	-	-	-	-	-
VII	Profit/(Loss) before tax (V-VI)	26.33	30.17	55.90	56.49	91.42	125.21
VIII	Tax Expense						
	Current Tax (Fringe Benefit Tax)	-	-	-	-	-	42.94
	Earlier Year Tax W/back	-	-	-	-	-	1.00
	Deferred Tax (Asset)/Liability	-	-	-	-	-	(18.96)
IX	Profit/(Loss) for the year from continuing operations (VII-VIII)	26.33	30.17	55.90	56.49	91.42	100.22
X	Profit/(Loss) from discontinuing operations	-	-	-	-	-	-
XI	Tax expense of discontinued operations	-	-	-	-	-	-
XII	Profit/(Loss) from discontinued operations after tax (X-XI)	-	-	-	-	-	-
XIII	Profit/(Loss) for the year (IX+XII)	26.33	30.17	55.90	56.49	91.42	100.22
XIV	Other Comprehensive Income						
XV	Total Comprehensive Income for the year (XIII+XIV)	26.33	30.17	55.90	56.49	91.42	100.22
XVI	Earning Per Equity Share (Rs. 4/- each) Basic and Diluted	0.14	0.16	0.29	0.30	0.48	0.53



EXPO GAS CONTAINERS LTD
 Regd. Office : 150, Sheriff Devji Street, Mumbai - 400 003.

		(Rs. in Lacs)	
STANDALONE STATEMENT OF ASSETS AND LIABILITIES		As at 30.09.2019	As at 31.03.2019
Particulars			
<u>ASSETS</u>			
(1)	<u>Non-Current Assets</u>		
	Property, Plant and equipment	527.91	534.77
	Financial assets		
	- Investments	0.25	0.25
	Deferred Tax Assets	397.42	397.42
	Total Non-Current Assets	925.58	932.43
(2)	<u>Current Assets</u>		
	Inventories	3,130.40	3,109.42
	Financial assets		
	-Trade Receivables	1,726.35	2,011.54
	-Cash and cash equivalents	1.66	1.94
	-Other bank balance	122.53	134.63
	-Loans	740.96	439.87
	Total Current Assets	5,721.90	5,697.39
	TOTAL ASSETS	6,647.47	6,629.83
<u>EQUITY AND LIABILITIES</u>			
(1)	<u>Equity</u>		
(a)	Equity Share Capital	761.46	761.46
(b)	Other Equity	1,679.20	1,622.71
		2,440.66	2,384.17
(2)	<u>Non-Current Liabilities</u>		
	Financial Liabilities		
	- Borrowings	1,908.03	1,396.73
		1,908.03	1,396.73
(3)	<u>Current Liabilities</u>		
	-Short-term borrowings	1,631.13	1,836.83
	-Trade Payables	433.04	648.41
	-Provisions	234.62	363.68
	Total Current Liabilities	2,298.79	2,848.93
	Total Liabilities	4,206.81	4,245.66
	Total Equity and Liabilities	6,647.47	6,629.83



EXPO GAS CONTAINERS LTD
Regd. Office : 150, Sheriff Devji Street, Mumbai - 400 003.

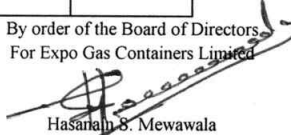
		(Rs. in Lacs)	
STANDALONE CASH FLOW STATEMENT		As at 30.09.2019	As at 31.03.2019
Particulars			
(A)	CASH FLOW FROM OPERATING ACTIVITIES:		
	Net Profit / (Loss) before Tax and extra-ordinary items	56.49	125.21
	Depreciation	31.01	63.54
	Operating profit / (Loss) before Working Capital changes	87.50	188.75
	Adjustment for		
	Inventories	(20.98)	(93.01)
	Sundry Debtors	285.19	(238.20)
	Loans and Advances	(301.09)	(52.42)
	Current Liabilities & Provisions	(344.44)	(238.67)
	Cash generated from Operations	(293.82)	(433.54)
	Less: Current Year Tax	-	50.61
	Excess Provision of Tax Earlier year	-	(1.00)
	CASH FLOW BEFORE EXTRAORDINARY ITEMS	(293.82)	(485.15)
	Extraordinary Items	-	-
	Prior Periods adjustments	-	-
	NET CASH FROM OPERATING ACTIVITIES	(293.82)	(485.15)
(B)	CASH FLOW FROM INVESTING ACTIVITIES		
	Purchase of Fixed Assets	24.15	-
	Sale / Adjustments of Fixed Assets	-	-
	NET CASH USED IN INVESTING ACTIVITIES	(24.15)	-
(C)	CASH FLOW FROM FINANCING ACTIVITIES		
	Short Term Borrowings	(205.70)	206.89
	Proceeds from Long Term Loans	511.30	63.59
	NET CASH USED IN FINANCING ACTIVITIES	305.59	270.48
	Net increase in cash & cash Equivalents	(12.38)	(214.67)
	Cash & Cash Equivalents, beginning of period	136.57	351.24
	Cash & Cash Equivalents, end of period	124.20	136.57

Notes:

- 1) The above financial results were taken on record at the meeting of the Board of Directors held on 14th November, 2019.
- 2) Results for the quarter ended Sept 30, 2019 have been prepared in accordance with the Indian Accounting Standards (IND AS) and in accordance with the recognition and measurement principles laid down in IND AS 34 Interim Financial Reporting prescribed u/s 133 of the Companies Act, 2013 read with relevant rules issued there under and other accounting principles generally accepted in India.
- 3) The unaudited Financial results for the Quarter ended 30th Sept, 2019 are subject to limited review by the Auditors.
- 4) The Company is principally engaged in metal fabrication and is managed as one entity governed by the same set of risk and returns. The said treatment is in accordance with the IND AS 108.
- 5) Provision for the deferred tax shall be made at the year-end.
- 6) Figures of the previous years are regrouped and rearranged wherever necessary.
- 7) Statement of Reconciliation of net profit reported on account of transition from the previous GAAP to IND AS for the quarter & half year ended Sept 30, 2018 as under:

Particulars	Quarter ended	Half year
	Sept 30, 2018	ended Sept 30, 2018
Net Profit for the period under previous GAAP	55.90	91.42
Add / Less:		
Actuarial Gain/(Loss) on other Comprehensive Income	-	-
Net Profit under IND AS	55.90	91.42
Other Comprehensive Income/Expenses	-	-
Total Comprehensive Income for the period under IND AS	55.90	91.42

By order of the Board of Directors
For Expo Gas Containers Limited


Hasratul B. Mewawala
Managing Director
(DIN - 00125472)

Place : Mumbai

Dated : Nov 14, 2019





TO WHOM SO EVER IT MAY CONCERN


We have reviewed the accompanying statement of un-audited financial results of **EXPO GAS CONTAINERS LIMITED** for the quarter and half year ended on **Sept 30, 2019** pursuant to the requirements of Regulation 33 of the SEBI (Listing Obligations and Disclosure Requirements) Regulations 2015, read with SEBI Circular No. CIR/CFD/FAC/62/2016 dated July 05, 2016.

The preparation of the Statement in accordance with the recognition and measurement principles laid down in Indian Accounting Standard 34, Interim Financial Reporting ('Ind AS 34') prescribed under Section 133 of the Companies Act, 2013 read with Rule 3 of Companies (Indian Accounting Standards) Rules, 2015 read with SEBI Circular No. CIR/CFD/FAC/62/2016 dated July 05, 2016 is the responsibility of the Company's management and has been approved by the Board of Directors of the Company. Our responsibility is to express a conclusion on the Statement based on our review.

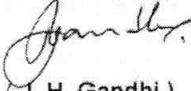
We conducted our review in accordance with the Standard on Review Engagement (SRE) 2410, engagements to Review Financial Statements issued by the Institute of Chartered Accountants of India. This standard requires that we plan and perform the review to obtain moderate assurance as to whether the financial statements are free of material misstatement. A review is limited primarily to inquiries of company personnel and analytical procedures applied to financial data and thus provides less assurance than an audit. We have not performed an audit and accordingly, we do not express an audit opinion.

Based on our review conducted as above, nothing has come to our attention that causes us to believe that the accompanying statement of un-audited financial results prepared in accordance with recognition and measurement principles laid down in Accounting Standards as specified under Section 133 of the Companies Act, 2013, read with Rule 3 of the Companies (Indian Accounting Standards) Rules, 2015 and other recognized accounting practices and policies has not disclosed the information required to be disclosed, or that it contains any material misstatement.

Place : Mumbai
Date : 14.11.2019



For J. H. Gandhi & Co.
Chartered Accountant
F.R.No. 116513W


(J. H. Gandhi)
Proprietor
M.No. 044844

UDIN : 19044844AAAADF5225